

# Spatial Audit: Charlottesville Parks

PLAN 6020 Methods of Community Research and Engagement

Fall 2018

Xiaoxue Jiang | Taylor Kitchens | Mikala Reiman

Sophia Woods | Chenjie Xiong | Mennen Middlebrooks | Rachel Moon



# Map Of Survey Sites

## PRECEDENT OF INCLUSIVE PARK

ARCpark in Richmond

## CHARLOTTESVILLE PARKS

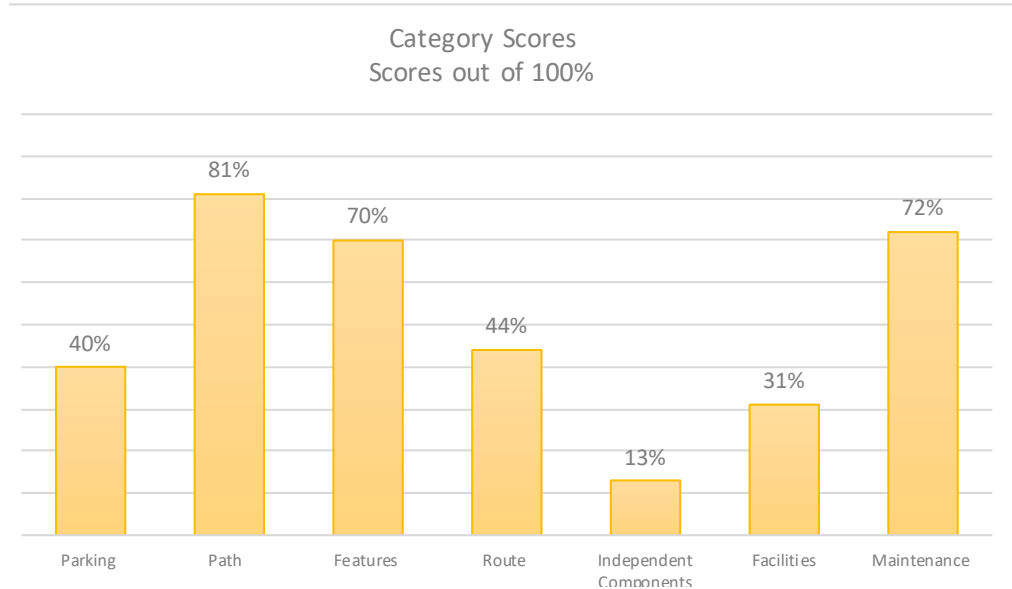
1. Azalea Park
2. Davis Field
3. Greenbrier
4. Greenleaf
5. Forest Hills Park
6. Jordan Park
7. Market Street Park
8. McGuffey Park
9. McIntire
10. Meadow Creek Golf Course/ Garden
11. Northeast Park
12. Pen Park
13. Quarry Park
14. Riverview Park
15. Rives Park
16. Schenk's Greenway
17. Starr Hill
18. Tonsler Park
19. Washington Park - Upper
20. Washington Park- Lower





# Summary of Features

2018 Audit Category Scores	Rank
Parking	40
Pathways	81
Additional Structures	70
Accessibility to Playspaces	44
Play Components	13
Facilities/ Amenities	31
Maintenance	40



*These scores were assigned out of a possible perfect score of 100% in each category.*



*Interactive Play Component- Azalea Park*



*Play Component- Washington Park*



*Pavilion- Forest Hills Park*



# Summary of Features

## Parking: 40

We analyzed four components of parking: presence of ADA spaces, curb ramps, grade of lot, and presence of access aisle. In looking at the presence of ADA spaces, 0 points were earned if there no ADA spaces were present, 1 point was earned if ADA spaces were present, but there significant issues with the grade or maintenance of the space, and 2 points were earned if ADA spaces were present, with no significant issues with slope. ADA curb ramps were assessed based on 0 points for not present, or present with issues of grade or configuration. 1 point was given if curb ramps were present with no significant issues. Grade of lot was based on 0 points for grade appearing too steep, or 1 point for grade appearing to be acceptable. Access aisles were evaluated for 0 points for not present, and 1 point for being present and adjacent to the parking spot.



## Pathways: 81

Three aspects consisted of pathways assessment: grade of sloped walkways, ramp/path conditions, and path materials. Grade of sloped walkways were based on 0 points for appearing too steep or 1 point for appearing to be at an acceptable grade. Ramp/path condition was assessed on 0 points for the current condition prohibiting accessibility for the user, and 1 point for current condition allowing maximum accessibility. This could include issues such as weathering, which leads to the ramp or path lifting at a sharp incline. Path materials were evaluated on 0 points for loose materials that could prohibit ease of wheelchair access, such as mulch or sand, 1 point for semi-compacted material that could allow wheelchair access depending on weather conditions, such as dirt or grass, and 2 points for paved material, such as asphalt or concrete.



## Additional Structures: 70

### Additional Structures/Features

At many of the parks, we found that there were other features that could increase or detract from inclusivity. These included structures such as ramps, pools, water playspaces, tennis courts, basketball courts, baseball diamonds, pavilions, athletic fields, open fields, and trails. The features were only counted into the final score if they were present, so parks were not penalized if they did not have these structures. 0 points were earned if a feature was present, but not accessible, and 1 point would be earned for being present and accessible. This leads to a penalization if they were present and not accessible, but improves their score if the feature is present and is accessible.





# Summary of Features

Accessibility to Playspaces: 44   Play Components: 13

This category consists of scores for playspace materiality (mulch, rubber, dirt, etc), routes to the playspace and the boundary of the playspace. A park with poured rubber ground cover recieved a perfect score, whereas a park with mulch ground scored 0/2. Boundaries were categorized as either “maneuverable by wheelchair”, “necessitates assistance to maneuver” or “impossible to maneuver.” Paths to playspaces that are direct, flat, and accessible receive a perfect score. Paths that are poorly maintained and do not lead to the playspace directly received a score of one or zero depending on the severity of the issues present.

This category consists of a total score for the number of inclusive play components found in each playground. One point was given for one inclusive component, two points for two inclusive components, etc. The highest score a park could receive in this category was a 6/6. If a park were to exceed six inclusive components it would receive a 100%. Due to the study’s emphasis on inclusivity, this category was weighted in the final calculation.



Facilities/ Amenities: 31

This category consists of a total score for the presence and accessibility of water fountains, bathrooms, and tables on the site. Within park bathrooms we were not only looking for ADA compliance, but also assessed the amount of additional space in stalls. Additional space is necessary to accomodate a person with mobility limitations as well as an aide.

Maintenance: 72

Quality of maintenance was determined by 0 points if maintenance issues severely impacted ADA accessibility, 1 point if issues limited full ADA accessibility, and 2 points if issues did not impact ADA accessibility. Quality of maintenance could include issues such as mud accumulation on pathways, plant overgrowth blocking walkways, or potholes. This was an overall score of park maintenance and how it could impact the ability of all users to access the park.





# ARCpark: A

Park Feature	Score
Parking	100
Pathways	100
Additional Structures	100
Accessibility to Playspaces	100
Play Structures	100
Facilities/ Amenities	100
Maintenance	100
Total	100



*Tree house and musical instruments*



*Greenhouse*



*Sensory-interactive wall*



*Ramped play structures*

## Successes

ARCpark is inclusive and exciting for people of all mobilities and ages. The park is situated at an accessible bus stop, so even those without a car could visit the park. The parking lot has four designated ADA-compliant spaces with curb ramps placed at the adjacent curb. The ramped entrance is fully accessible and at a low slope-grade for ease of access in a wheelchair. The gate opens with the push of a button that is at wheelchair-height. The restroom amenities includes a family restroom with an adult-sized changing table and ample turning room for a wheelchair. Other facilities include a charging station for electric wheelchairs. There are three distinct inclusive playspaces at different vertical levels throughout the park, including an elevated, ramp-accessible treehouse. The surfaces are poured-rubber safety surfaces. Additional programmed spaces within the park include water troughs and gardens, a variety of swings, a green house, a multi-purpose playing court, a shaded pavilion picnic tables, and accessible fitness equipment. All routes are accessible. The entire park is well maintained and enclosed for safety.

## Challenges

The field in ARCpark is made out of grass, therefore it is hard to cross in a hand-push wheelchair.



# Azalea Park: F

Park Feature	Score
Parking	100
Pathways	100
Additional Structures	60
Accessibility to Playspaces	50
Play Structures	16
Facilities/ Amenities	75
Maintenance	100
Total	52



*Though on mulch, there are two inclusive play components: music key notes and bongo drums*



*Roots and mud make on-site trail inaccessible*



*Paved, relatively flat pathways at park*



*"Typical" playground structure*

## Successes

Parking at Azalea Park was accessible, with two separate parking lots and a relatively flat grade throughout. There were five ADA spaces, with accompanying access aisles; walkways at grade were immediately adjacent to these spaces. There are also swaths of open fields that could be accessible, such as the area by the dog park.

## Challenges

Despite being one of the larger parks in Charlottesville, Azalea Park faced some issues with access to some of their distinct features. The basketball court, which could be considered one of the more inclusive spaces as paved, open space, lacked a path to the area. The park is also connected to the Rivanna Trail, which was highly inaccessible with overgrown tree roots, steep inclines, and mud.

Out of Azalea Park's two separate playgrounds, its independent structure was limited to one wall of sensory material, which included drums and musical key notes. We considered the other structures to be too tall for a user in a wheelchair, so the steering wheel and spinning wheel did not count towards this. Each playground had a plastic curb around the perimeter, with a ramp leading into the playspace. However, the ground material is mulch which could be inaccessible.



# Davis Field: F

Park Feature	Score
Parking	0
Pathways	33
Additional Structures	25
Accessibility to Playspaces	0
Play Structures	0
Facilities/ Amenities	0
Maintenance	0
Total	6



*Flat lawn and football field*

## Successes

Davis field is a flat football court without anything else, but the empty flat land with grass could be a potential place for playing in the future if the surrounding situation was improved.

There is a gentle slope in front of the entrance and is accessible for wheelchairs.



*Barriers and slop at the entrance*

## Challenges

Because it's a small court in the community, there is no parking lot, and cars can only park along the street. Besides that, a closed gate at the entrance of the court exist, which would prevent the wheelchairs but not pedestrians. There is not any play structure, so children with limited mobility cannot have fun here at present.



# Forest Hills Park: C

Park Feature	Score
Parking	60
Pathways	75
Additional Structures	60
Accessibility to Playspaces	100
Play Structures	33
Facilities/ Amenities	100
Maintenance	100
Total	70



*The pavilion*

## Successes

This park has a water playspace that is accessible on grade from the pathway and has a hard ground surface, making it an excellent place for a young child with disabilities to play. It also has a basketball court which is accessible by ramp as well as two pavilions, each with six accessible picnic tables. Its two playgrounds are adjacent to each other, are accessible from the pathway at grade, and have a firm rubber ground material. They also each have an accessible swing set and one has an interactive play feature at ground level.



*Water play space*



*Accessible basketball court*

## Challenges

The parking at Forest Hills is problematic as there is only street parking available and neither designated ADA space has an access aisle. Both are near a curb-cut ramp, but the curb cut on Forest Ridge Road has a 1-inch lip above the grade of the street, and the slope of the curb cut on Forest Hills Avenue are slightly too steep. The ramps connecting to Forest Ridge Road are mostly acceptable, but the concrete is lifting up on one portion, creating a lip and the ramp is slightly too steep in some parts. There is also a large, open field, but it would be nearly impossible for a child in a wheelchair to access due to its location. Moreover, while the playspaces have independent structures, there are too few of them.




# Greenbrier Park: 11


Park Feature	Score
Parking	40
Pathways	75
Additional Structures	0
Accessibility to Playspaces	0
Play Structures	0
Facilities/ Amenities	0
Maintenance	50
Weighted Total Score	




*Steep Entry Ramp*



*Bridge Crossing*



*Riparian Paths*



*Meadow Creek + Floodplain*

## Successes

This is a very natural site to visit, with over 28 acres of undeveloped area within a neighborhood setting in the City. Riparian trails parallel the slow-flowing Meadow Creek, presenting a peaceful experience, for who are able to access the sometimes muddy pathways. Conditions along paved paths leading into the site are quite steep, but traction provided by the intact asphalt provides a good surface for an assisted wheelchair to be carefully maneuvered.


## Challenges

Parking is limited and constrained to a nearby cul-de-sac and parallel street parking, with no designated ADA spots available. but are limiting in their grades and steep drop offs which pose a major risk to accompanied visitors with assisted mobility limitations.



# Greenleaf Park: 49

Park Feature	Score
Parking	100
Pathways	100
Additional Structures	1/5
Accessibility to Playspaces	50
Play Structures	0
Facilities/ Amenities	50
Maintenance	50
Weighted Total Score	49



ADA-Compliant Parking



Varying accessibility of play



No Inclusive play structures



Splash pad & Water Features

## Successes

There are two ADA-designated spaces at this relatively small neighborhood-scale park, with nearby pathways that are relatively flat, concrete & well maintained. The basketball court lacked a proper designated pathway to the paved court surface, and the nearby water features & splash pads were easily accessed, and on-grade with the pathways. This area would also be inclusive due to the open space and opportunity to maneuver within the space and interact with other children. The park also contained two “accessible” swings. Bathroom facilities were ADA compliant, and well maintained, with ample space to access drinking fountains as well.

## Challenges

The playground did not contain inclusive play structures. Benches and picnic tables did not facilitate proper ADA use, but would provide a clear viewing space for parents to observe their children.



# Jordan Park: F

Park Feature	Score
Parking	40
Pathways	75
Additional Structures	100
Accessibility to Playspaces	33
Play Structures	16
Facilities/ Amenities	0
Maintenance	50
Total	32



*Traditional, inaccessible playground set*



*Barrier: playspace boundary drops*



*Steering wheel is the one accessible play component*



*Basketball court has a steep slope down towards the open field*

## Successes

The key asset of Jordan Park would likely be the creek and the adjacent open space. However, if a limited mobile individual does not live in the neighborhood, the challenges of accessible parking and limited amenities may pose as a barrier that outweighs the benefits of the park. The one independent play structure was a steering wheel attached to the playground. However, it is questionable whether it would be worth it to even enter the playground, which has a four-inch drop, to play with this one steering wheel.


## Challenges

Jordan Park is a small neighborhood park, south of the Downtown Mall. Because it is a small neighborhood park, there was no separate parking lot. On-street parking can be found on 6th Street at the entrance of the park, or on Rougemont Avenue, though the back trail through Rougemont is not paved. With the on-street parking, there were no spaces specifically allocated for ADA use.



# Market Street Park: F


Park Feature	Score
Parking	0
Pathways	100
Additional Structures	13
Accessibility to Playspaces	0
Play Structures	0
Facilities/ Amenities	0
Maintenance	50
Total	12



*Lots of trees providing shades*

## Successes

Market Street Park is located very close to the downtown, so there would be a place that many children will visit. The grass land is flat without barriers but there is no playing structure. It is a fantastic place to picnic due to a lot of benches and shade trees.



*Accessible and flat ground*

## Challenges

There isn't any parking space because it is located at the city center. Also, no playing structures are available in this park. People who go to this park can just enjoy the sunlight and green spaces.



# McGuffy Park: F

Park Feature	Score
Parking	0
Pathways	100
Additional Structures	25
Accessibility to Playspaces	100
Play Structures	33
Facilities/ Amenities	50
Maintenance	100
Total	66



*Basketball court*

## Successes

Despite the park's limited area and lack of parking spots, this park is equipped with several well built playing structures and a small basketball court as well as long tables. Small flat lawn make it possible for children to play.



*Inclusive playing structures*

## Challenges

The size of the park is small because it is near the center of downtown, so there is no parking lot and cars have to park along the street or the garage several blocks away.



# McIntire Park: 54

Park Feature	Score
Parking	100
Pathways	100
Additional Structures	100
Accessibility to Playspaces	67
Play Structures	0
Facilities/ Amenities	75
Maintenance	100
Total	54

*Mulched trails near pavilions*



## Successes

There are five ADA-designated spaces at this large community park, with nearby pathways that are relatively flat, wide, concrete & well maintained. Four of the five baseball fields had a proper designated pathway to the dugout area. Major public features available include: The main pavilion; well maintained, on grade with path, multiple accessible entrances. The secondary pavilion was small, requiring one to step down to enter from the pathway, and was located down a steep hill, would need to be accessed by car as a wheelchair could not navigate the grade of the slope leading to the pavilion. Bathrooms were spacious and ADA compliant. In the secondary parking area by two baseball diamonds there was an ADA compliant drinking fountain.

## Challenges

The playground did not contain inclusive play structures. The play structure was primarily vertical and did not offer many interesting or fun aspects on the ground level. Assistance would be a necessity in order for a child with mobility challenges to access the structure. The trail is poorly maintained, very steep, not paved fully, and would pose a major risk to a wheelchair user. There was no water fountain present at the main pavilion.



*No Inclusive play structures*



*One accessible water fountain*



# Meadowcreek Gardens: F

Park Feature	Score
Parking	20
Pathways	25
Additional Structures	0
Accessibility to Playspaces	0
Play Structures	0
Facilities/ Amenities	0
Maintenance	50
Total	6



*Disc golf course*



*Trail over a creek*

## Successes

There is a large parking lot with ample spaces however, the lot is poorly maintained and contains numerous potholes that would be difficult to maneuver by wheelchair. The lot did not contain ADA designated parking.

The disc golf course is navigable and provides beautiful space to walk in the woods or play a game of disc golf.

This park would be well suited to individuals able to traverse uneven ground and winding dirt trails. The gardens are only for plot owners and are separated from the open park space by numerous gates and fences.

## Challenges

The parking lot at Meadowcreek Gardens lot was poorly maintained and contained numerous potholes that would be difficult to maneuver by wheelchair. The lot did not contain designated parking spots. Garden areas, while technically “open to the public”, are not easily accessible nor are they designed in a way that welcomes the general public.

The disc golf course and trails are not accessible as they are contained within a heavily wooded portion of the park and requires players to weave between trees and other natural obstacles (stumps, roots, rocks, etc).



# Northeast Park: F

Park Feature	Score
Parking	0
Pathways	75
Additional Structures	25
Accessibility to Playspaces	33
Play Structures	0
Facilities/ Amenities	0
Maintenance	50
Total	24



*Inaccessible to the play structures*



*Bus stop next to the park*



*All playing structures are not inclusive*

## Successes

The Northeast park is a park in the community without extra parking space. However, the CAT bus station is right next to the park, which could be another choice in the future if public transportation would improve its accessibility facilities and services.

## Challenges

There are several play structures but accessing to all the play structures needs assistance, and the area of play structures are surrounded by steps which are normal for ordinary people but barriers for wheelchairs. The key assets of Davis field are its location close to the public transportation, but buses in Charlottesville are not accessible for wheelchairs at present. We believe that public transportation in the future would also develop to be more inclusive and accessible.



# Pen Park: C

Park Feature	Score
Parking	100
Pathways	100
Additional Structures	63
Accessibility to Playspaces	100
Play Structures	33
Facilities/ Amenities	100
Maintenance	100
Total	79



*ADA parking spaces to the playground*

## Successes

Although the Pen park is mainly a golf course, there is a very nice playground. The material of the playground is rubber, so that children would not become hurt if they fall down the rubber ground cover allows for easy maneuverability for those in a wheelchair. There are two ADA parking spaces, and paths from the parking lot to the playground are accessible. Restrooms are ADA-compliant and there is enough room for additional persons if necessary. Pen park is popular among locals due to the quantity and variety of existing play structures. Additionally, the park environment and facilities are well maintained and provide an enjoyable experience for those visiting.

## Challenges

There are few inclusive features that promote independent play for children of varying abilities, and most play structures require additional assistance in order for someone with limited mobility to interact with the playspace.

The existing open, flat space is currently utilized as flexible recreational space, however the open field provides an excellent opportunity for future improvements. The park's current popularity can only be increased through the addition of features that will be inclusive and engaging to all users.



*Flat lawn, overall nice environment, high quality of maintenance*



*Inclusive swings with accessible ground material*



# Quarry Park: F

Park Feature	Score
Parking	40
Pathways	50
Additional Structures	0
Accessibility to Playspaces	0
Play Structures	0
Facilities/ Amenities	0
Maintenance	100
Total	12

## Successes



*Baseball feild*

This was a small park and only consisted of three baseball fields and a concession stand. It thus does not fit well into the scope of this project and does not have any successes relevant to the analysis.



*Baseball feild*

## Challenges



*Missing accessible space for wheel-chair*

This park has one ADA designated parking space with an access aisle, but the slope of the parking lot in this area as well as the cross slope of the adjacent curb-cut ramp were too steep. The path leading from the parking lot also has a steep decline and changes from asphalt to gravel. There were also concrete pads with bleachers for viewing the baseball field, but there was not space provided for a wheelchair to sit on these concrete pads.



# Riverview Park: F

Park Feature	Score
Parking	100
Pathways	100
Additional Structures	100
Accessibility to Playspaces	50
Play Structures	0
Facilities/ Amenities	0
Maintenance	50
Total	39



*Inaccessible play components on mulch*



*Inaccessible swing set with mulch*



*Main attraction of Riverview Park is the trail, which is accessible*



*Inaccessible play components on mulch*

## Successes

The key asset at the park is the Rivanna Trail, running along the water. The trail at Riverview is a prominent feature of the space and what most users of the park come to enjoy. We found this key asset to be generally accessible, with relatively flat, paved pathways. Both types of users could come to Riverview Park to enjoy a nature-immersive experience.

## Challenges

Parking at Riverview Park was limited to one ADA space and access aisle. This could be seen as an unwelcoming barrier. Handicap permits are received for a variety of reasons, not just for wheelchair users. With just one space for a large park, more than one handicap permit user could not easily be at the park. Otherwise, the parking spot is sufficiently accessible, positioned right by the entrance to the park walkways. Riverview Park was lacking in inclusive play structures, with no structures that could have been used independently. However, there was a small swath of relatively flat grass beside the playground, that could have allowed for play. However, this would depend on the conditions; for example, this would quickly become inaccessible if it were muddy.



# Rives Park: F

Park Feature	Score
Parking	60
Pathways	75
Additional Structures	100
Accessibility to Playspaces	50
Play Structures	33
Facilities/ Amenities	50
Maintenance	100
Total	54



*Inclusive swing*



*Open grass feild*

## Successes

Rives Park has two playgrounds, an open grass field, and a basketball court. All of these spaces are accessible from the main asphalt pathway which is, with the exception of two locations, relatively flat throughout. The playgrounds have a round “nest swing” on which a child with limited mobility could lie down in order to swing. They also have a series of interactive components at ground level including bongos, a steering wheel, and a spinning wheel.

## Challenges



*Basketball court*

The parking lot provides two ADA designated spaces, but the grade is too steep at these spaces. There are also two pavilions accessible from the main pathway, but these are filled with picnic tables that do not have accessible seating. The playspaces are elevated above the pathway, and they are accessible by plastic ramps, but both ramps exceed the maximum allowable slope. Moreover, both playgrounds have mulch as a ground surface, and while they do provide inclusive play components, there are not enough of them and the ones that are there provide limited opportunity for play.



# Schenk's Greenway: F

Park Feature	Score
Parking	0
Pathways	100
Additional Structures	0
Accessibility to Playspaces	0
Play Structures	0
Facilities/ Amenities	10
Maintenance	100
Total	13



*Paved pathway*

## Successes

Schenk's greenway is a well-maintained paved trail flanked on either side by trimmed grass and small landscaped islands of flowers and shrubs. This park contains a creek in the wooded area adjacent to the paved trail. The trail has been recently paved and shows no sign of wear.

## Challenges

The greenway is only accessible by car and there is not a designated parking area adjacent to the park. Street parking is the only option available to park-goers and they must cross a busy thoroughfare in order to access the park. There is significant road noise during rush hour. Finally, this park contains no play structures.



*Crosswalk across busy road*



*Landscaping along route*



# Starr Hill Park: F

Park Feature	Score
Parking	0
Pathways	75
Additional Structures	0
Accessibility to Playspaces	0
Play Structures	0
Facilities/ Amenities	0
Maintenance	2
Total	10



*No curb cut from parking area*

## Successes

Starr Hill Park is a small neighborhood park that is centrally located in the city.

## Challenges

Starr Hill Park was one of the lowest-rated parks. It is relatively inaccessible, with no ADA spaces, no curb cuts, and a steeply graded lot from the adjacent neighborhood to the greenspace. While the path from the neighborhood to the park is paved, it had a sharp incline, which could pose as a challenge.

The only feature of this park is that it is an open field. However, the field similarly has a steep incline, which would not be conducive to play for a wheelchair user. There were no other amenities that could lend itself to play, though there were a couple benches beside the parking lot. It is highly unlikely that a limited mobility user would frequent this park as a playspace.



*Parking lot with no ADA spaces with a steep grade*



*Steep incline of field*



# Tonsler Park: F

Park Feature	Score
Parking	60
Pathways	100
Additional Structures	100
Accessibility to Playspaces	50
Play Structures	50
Facilities/ Amenities	50
Maintenance	100
Total	61



*The water playspace*

## Successes

Tonsler Park features a water playspace that is accessible at grade from the main pathway and also has a firm ground material. It also has a large basketball court and a large, relatively flat open grass field, both of which are accessible from the main pathway. The playspace has an accessible swing, a small open play area underneath the main structure consisting of two benches and a plastic play storefront, and a series of small interactive components consisting of gears, an instrument, and a steering wheel.



*Inclusive swing*



*Open grass field*

## Challenges

There is one ADA designated space, but the cross slope at this area is steeper than the allowable maximum slope. The curb-cut ramp is also steeper than is allowable and does not have a properly configured landing. The playspace is problematic as it has a mulch ground surface and a 3-½ inch drop into the space. Its accessible play components also provide limited opportunity for play.



# Washington Park- Upper: F

Park Feature	Score
Parking	80
Pathways	50
Additional Structures	80
Accessibility to Playspaces	100
Play Structures	0
Facilities/ Amenities	100
Maintenance	50
Total	46



*Vertical Play Structure*

## Successes

The park's infrastructure including sidewalks, ramps, and entrances to facilities are relatively well maintained. The parking lot contains 4-5 designated spaces on the street adjacent to the pool entrance. The designated spots are located on a side street near the poolhouse entrance. This may become problematic for easy loading and unloading of vehicles. The upper park contains a variety of features including a pavilion, swimming pool, playground, and field. The basketball court and pavilion are accessible to all. A gentle-sloping grassy area adjacent to the pavilion that can be accessed via the ramp to the pavilion. The pool contains two apparatuses that would allow those with mobility limitations to play in the water among other children.



*Well-maintained pathway*



*Inaccessible trail*

## Challenges

Areas of vegetation overgrowth into path area may act as a barrier to wheelchair use of the trail. There is a steep, paved path leading from the parking lot to the upper park that would be difficult to maneuver with a wheelchair. There are no inclusive/ accessible play components as the play structure is primarily vertical in nature. The swing set and playground have a mulched ground surface that prohibit children in wheelchairs or walkers from easily accessing the play structures. The grassy area by the pavilion does not provide enough room for running games with a power wheelchair, thus limiting children from playing together. The trail on the site is inaccessible for users in a wheelchair.



# Washington Park-Lower: F

Park Feature	Score
Parking	100
Pathways	100
Additional Structures	60
Accessibility to Playspaces	50
Play Structures	17
Facilities/ Amenities	50
Maintenance	50
Total	41



*Tic Tac Toe board*



*Route from parking to basketball court*



*Poor access to baseball diamond*

## Successes

The park contains a baseball diamond, open athletic fields, a pavilion and playground. The parking lot has one designated ADA parking spot with a curb ramp adjacent to the parking spot. There are large, open fields adjacent to parking lot and on grade with lot. The grassy field could provide a space for children of varying abilities to run freely and play together. The playspace contains an interactive tic-tac-toe board that could be engaging to all users. There are nicely paved paths leading to the basketball court, playspace, and pavilion.

## Challenges

The playground is approximately 500ft from parking lot which could act as a barrier of entry to that playspace depending on the age and ability of the child. There is also a 4-5 inch drop into the mulched ground playspace that poses a risk to wheelchair users. The baseball diamond is accessed via a paved pathway, however the route to the grand stands is an uneven dirt path. There are no bathroom or drinking fountain facilities in the lower park. The nearest restrooms are in the pavilion of Washington Park-upper.