

Racial/Ethnic Disparities in COVID Treatment/Hospitalization: Social Determinants & Special Populations

Ethan Assefa¹, Sherilouise Scott-Dixon², Dlaine Hanson³, Tijani Musa⁴, Suchetha Sharma¹, Charisse Madlock-Brown⁵, Jimmy Phuong⁶, Johanna Loomba¹, Donald Brown¹

1. University of Virginia; 2. Virginia State University; 3. Bowie State University; 4. George Mason University; 5. University of Tennessee Health Science Center; 6. University of Washington

Introduction

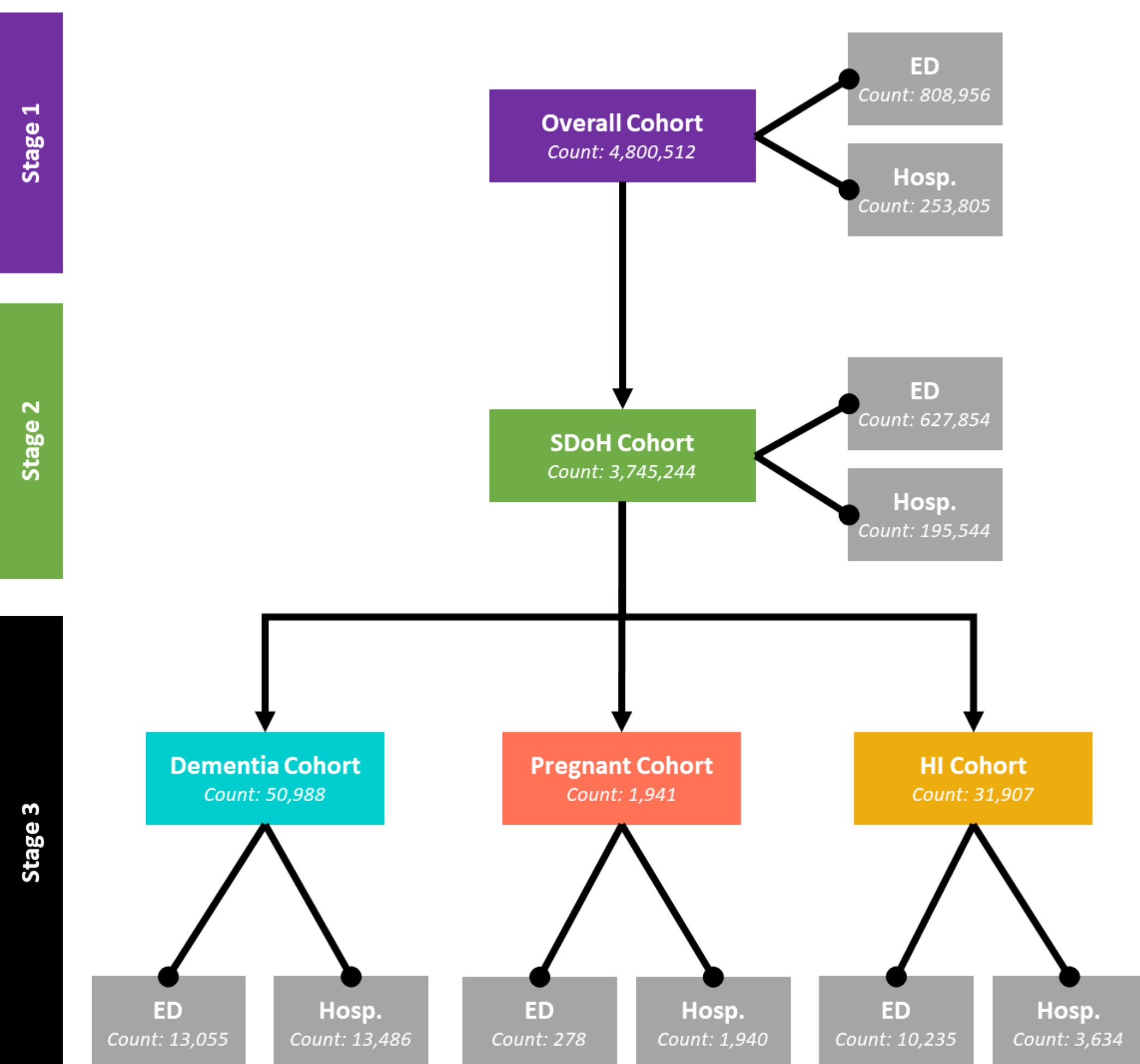
The COVID-19 pandemic has exposed long-standing inequities in health, both in access to healthcare systems and in the allocation of treatment once within those systems^{1,2}. Numerous publications have shown the impact of social determinants of health (SDoH) on access and allocation^{3,4}, and it has been said an individual's ZIP code is greater than their genetic code as a predictor of their health⁵.

- This study seeks to build off previous research⁶ establishing clear racial/ethnic disparities in health access/treatment while solely looking at individual-level factors (age, sex, race/ethnicity, and medical comorbidities).
- We include SDoH data⁷ and elucidate whether results are influenced by ecological-level predictors.
- We further examine differences in health equity across race/ethnicity within special, vulnerable populations

To that end, we utilized the National Covid Cohort Collaborative (N3C)^{8,9}; as one of the largest national repositories of harmonized clinical data, N3C serves as a vast platform for researchers to study patterns in big health data.

Methods

Beginning with the entire N3C cohort, we filtered to only the patients who were COVID-positive. Our work consisted of three stages...



Brief descriptive analysis examined our overall cohort and special populations, looking at proportions of race/ethnicity and sex, as well as age distributions. Model analysis was conducted utilizing generalized estimating equation (GEE) models^{10,11}, allowing us to control for site-level bias from the different institutions that are sending in health data. QIC metrics were utilized for model evaluation¹². Heavily skewed SDoH variables were adjusted for with Z-score transformations. The overall cohort and special populations were further split into those with ED visits and those with hospitalization (± 7 days of COVID positivity). Outcome variables were...

- **ED visit group:** (1) hospitalization within 30 days of ED visit, and (2) patient death
- **Hospitalization group:** (1) Remdesivir, (2) ECMO, (3) systemic corticosteroids, and had (4) patient death during hospitalization

Research Questions

Our main question looked at an overall cohort of COVID+ individuals:

1. In a cohort of COVID+ individuals, is there health equity in hospitalization after an emergency department (ED) visit and, once hospitalized, in receiving treatment across race/ethnicity and social determinants of health (SDoH), after controlling for age, sex, and comorbidities?

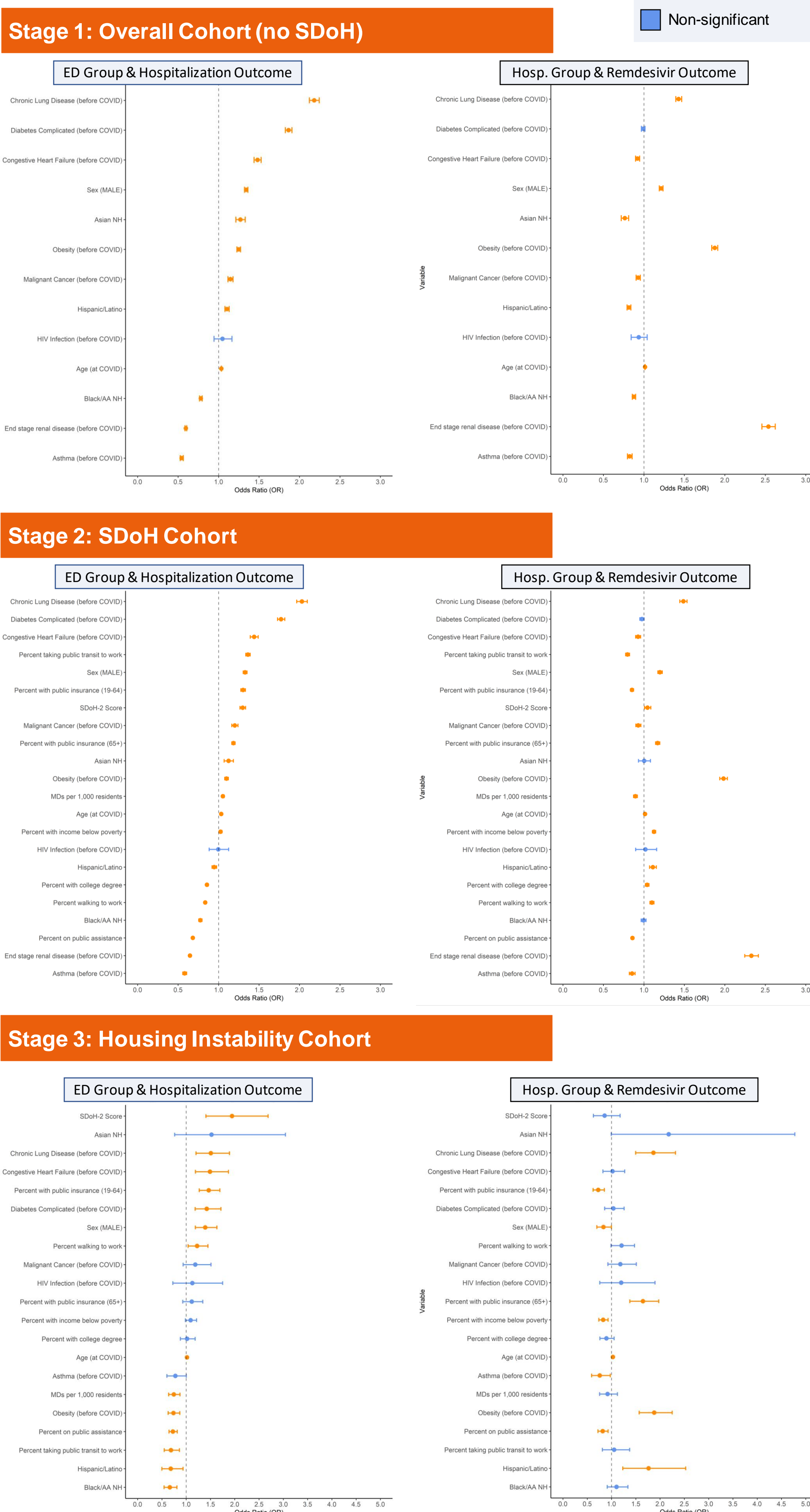
We then asked the same question about the COVID+ individuals in the following special, vulnerable population:

2. Those who are experiencing housing instability (HI)

Further exploratory, descriptive analysis was conducted with other special populations – notably, those with dementia

(including Alzheimer's), and those who are pregnant ...

Model Results

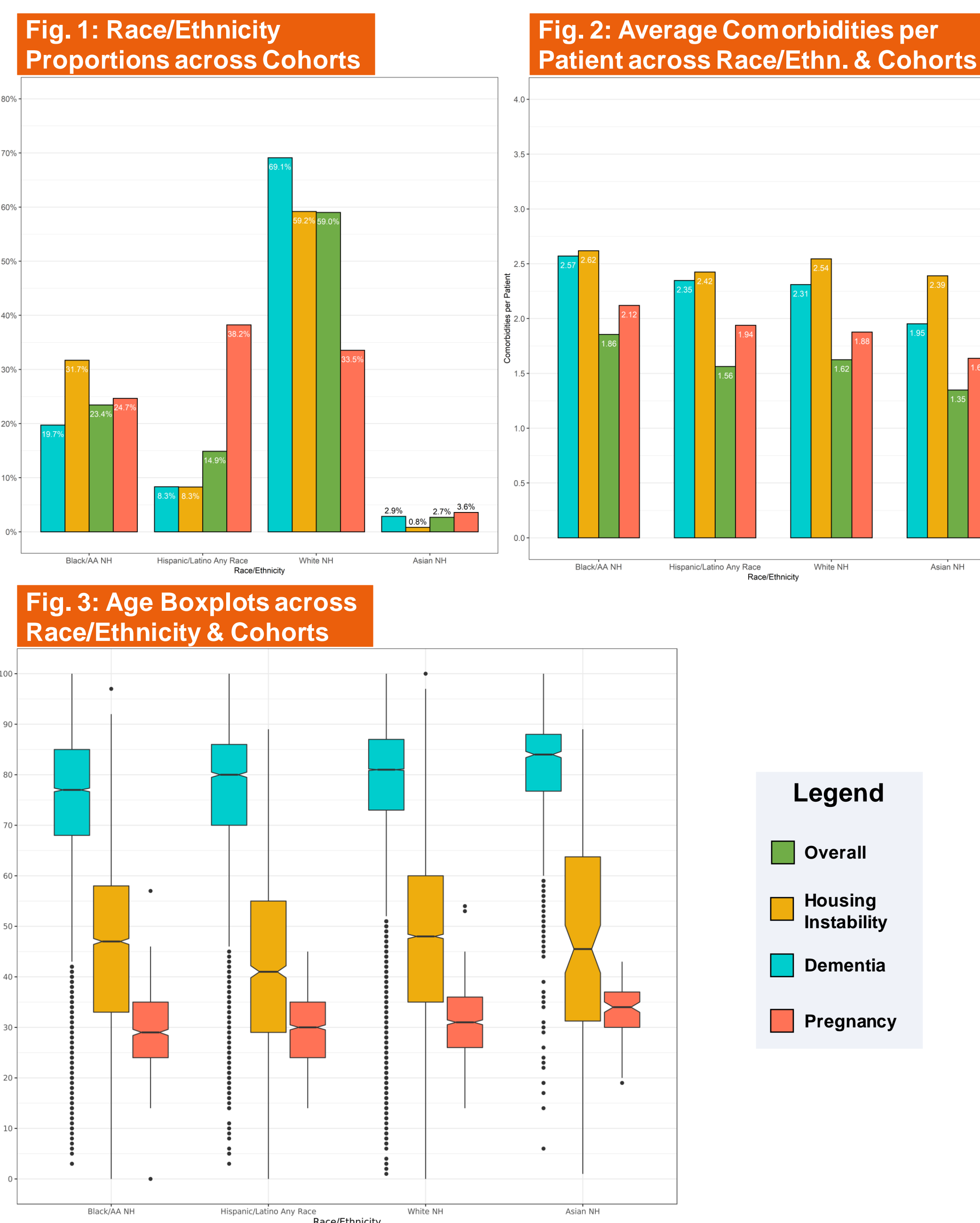


Counts & Demographics

Table 1. Patient Counts/Proportions across Cohorts				
Factor	Stage 1	Stage 3		
	Overall	Housing Unstable	Dementia	Pregnancy
<i>Race/Ethnicity; n (%)</i>				
Asian NH	26245 (2.69%)	118 (0.82%)	847 (2.86%)	116 (3.58%)
Black/AA NH	228979 (23.44%)	4539 (31.71%)	5835 (19.72%)	798 (24.66%)
Hispanic/Latino	145233 (14.87%)	1186 (8.28%)	2462 (8.32%)	1237 (38.23%)
White NH	576330 (59.0%)	8473 (59.19%)	20448 (69.1%)	1085 (33.53%)
<i>Sex; n (%)</i>				
Female	525375 (53.79%)	6505 (45.44%)	16900 (57.11%)	3236 (100%)
Male	451412 (46.21%)	7811 (54.56%)	12692 (42.89%)	—

* Counts are ED and Hosp. groups combined, not total patient counts
** Patients without SDoH data were not removed from counts in this table, values will not match with final counts shown in flow chart (see Methods)

Graphs & Plots



Discussion

Overall Cohort (no SDoH)

- Asian and Hispanic/Latino patients have higher odds of being hospitalized after an ED visit, but are less likely to receive Remdesivir after hospitalization, compared to White patients. Black/AA patients have lower odds of being hospitalized after an ED visit and receiving Remdesivir once hospitalized
- Patients with chronic lung disease and obesity have higher odds of hospitalization and receiving Remdesivir. Those with congestive heart failure and malignant cancer have higher odds of hospitalization but lower odds of Remdesivir treatment, and those with end stage renal disease have lower odds of hospitalization but higher odds of treatment. Patients with asthma have lower odds of hospitalization and receiving Remdesivir

SDoH Cohort

- Compared to White patients, Hispanic/Latino patients have lower odds of hospitalization but are more likely to receive Remdesivir once hospitalized. Asian patients have higher odds of being hospitalized but non-significant odds of receiving Remdesivir. Black/AA patients have lower odds of hospitalization after an ED visit but are not significantly different in their odds of receiving remdesivir
- Percent with public insurance (65+) is tied with higher odds of hospitalization and receiving Remdesivir. Percent with public insurance (19-64) is tied with higher odds of being hospitalized but lower odds of receiving Remdesivir once hospitalized
 - Differences possibly due to the nature of public insurance (Medicare vs. Medicaid), age may also play role
- Percent with income below poverty was associated with greater odds of being hospitalized and receiving Remdesivir after hospitalization. On the other hand, percent on public assistance was tied to lower odds of hospitalization and receiving remdesivir

Conclusions

- Across all three cohorts, chronic lung disease and obesity are consistently significant factors in odds of hospitalization and receiving Remdesivir
- Across all three cohorts, Black/AAs consistently have lower odds of hospitalization after an ED visit
- When not considering SDoH, race/ethnicity plays significant role in odds of hospitalization and receiving Remdesivir; after including SDoH, race/ethnicity remains significant in odds of hospitalization but generally becomes non-significant in receiving treatment once hospitalized
 - SDoH factors remain significant in both odds of hospitalization and receiving Remdesivir
- Housing Instability cohort follows similar pattern to the SDoH cohort, however smaller size resulted in greater uncertainty and wider confidence intervals

Limitations

- Harmonized data from multiple institutions, may result in site-bias; attempted to control this through GEE models
- Small sample sizes in special population sub-cohorts (particularly pregnancy), may result in unrepresentative groups and skew results
- Housing instability data inconsistently collected and reported by health institutions
- Ecological fallacy: must be careful when drawing conclusions with the nature of our data (SDoH data collected at ecological-level, while patient medical data are collected at individual-level)

Future Work

- Applying Bayesian models to data

References

- Blumenthal D, Fowler EJ, Aljams M, Collins SR. COVID-19—Implications for the Health Care System. *New England Journal of Medicine*. 2020;383(15):1483-1488. doi:10.1056/NEJMp201098
- Douglas JA, Salicrú AM. COVID-19 treatment resource disparities and social disadvantage in New York City. *Prev Med*. 2020;141:106282. doi:10.1016/j.ypmed.2020.106282
- Brewman P, Eggen S, Williams DR. The Social Determinants of Health. *Contemp Soc Sci*. 2011;32(1):381-398. doi:10.1146/crcl.2011.32.1.381
- Brewman P, Gottlieb L. The Social Determinants of Health: It's Time to Consider the Causes of the Causes. *Public Health Rep*. 2014;129(1):suppl2:19-31. doi:10.1177/0361626814129129
- Any Rowder. ZIP code better predictor of health than genetic code. *Harvard T.H. Chan School of Public Health - News*. Published August 4, 2014. Accessed July 26, 2022. <https://www.hsph.harvard.edu/news/zip-code-better-predictor-of-health-than-genetic-code/>
- Chen J, Miller, Erik J, Scott, Suchetha Sharma, et al. Racial and Ethnic Disparities in COVID-19 Hospitalizations and Treatment Allocation — Analysis of the N3C Database. *Unpublished*. Accessed May 26, 2022.
- Shoreline Community Well-Being Index Methodology. Shoreline. Accessed July 26, 2022. <https://www.shoreline.wa.gov/communities/communities/well-being/index/methodology>
- National COVID Cohort Collaborative (N3C). National Center for Advancing Translational Sciences. Published May 12, 2020. Accessed July 21, 2022. <https://n3c.cdc.gov/>
- Harrell ME, Chuang CG, Bennett TD, et al. The National COVID Cohort Collaborative (N3C) Rationale, design, infrastructure, and deployment. *Journal of the American Medical Association*. 2021;325(14):1445-1455. doi:10.1001/jama.2021.1445
- Hardin JW, Hilbe JM. Generalized Estimating Equations. Chapman and Hall/CRC; 2002. doi:10.1201/9781420055265
- 12.1. Introduction to Generalized Estimating Equations (GEE) STAT 504. Penn State. Statistics Online Courses. Accessed July 26, 2022. <https://online.stat.psu.edu/stat504/section12/12.1/>
- Pan W. Akaike's Information Criterion in Generalized Estimating Equations. *Biometrics*. 2001;57(1):120-125. doi:10.1111/0006-341X.2001.01212.x

Acknowledgements

- Students working on this project were part of the University of Virginia Data Justice Academy, supported in part by the Deloitte AI Institute for Government.
- The analyses described in this poster were conducted with data or tools accessed through the NCATS N3C Data Enclave <https://n3c.cdc.gov/> and N3C Attribution & Publication Policy v 1.2-2020-08-25b supported by NCATS U24 TR002206 and iTHRIV NCATS Award: UL1TR003015. This research was possible because of the patients whose information is included within the data and the organizations (<https://n3c.cdc.gov/data-contribution/data-transfer-agreement-signatories/>) and scientists who have contributed to the on-going development of the community resource (<https://doi.org/10.1009/jama.2021.1445>).